

IS YOUR SYB-30 OK?

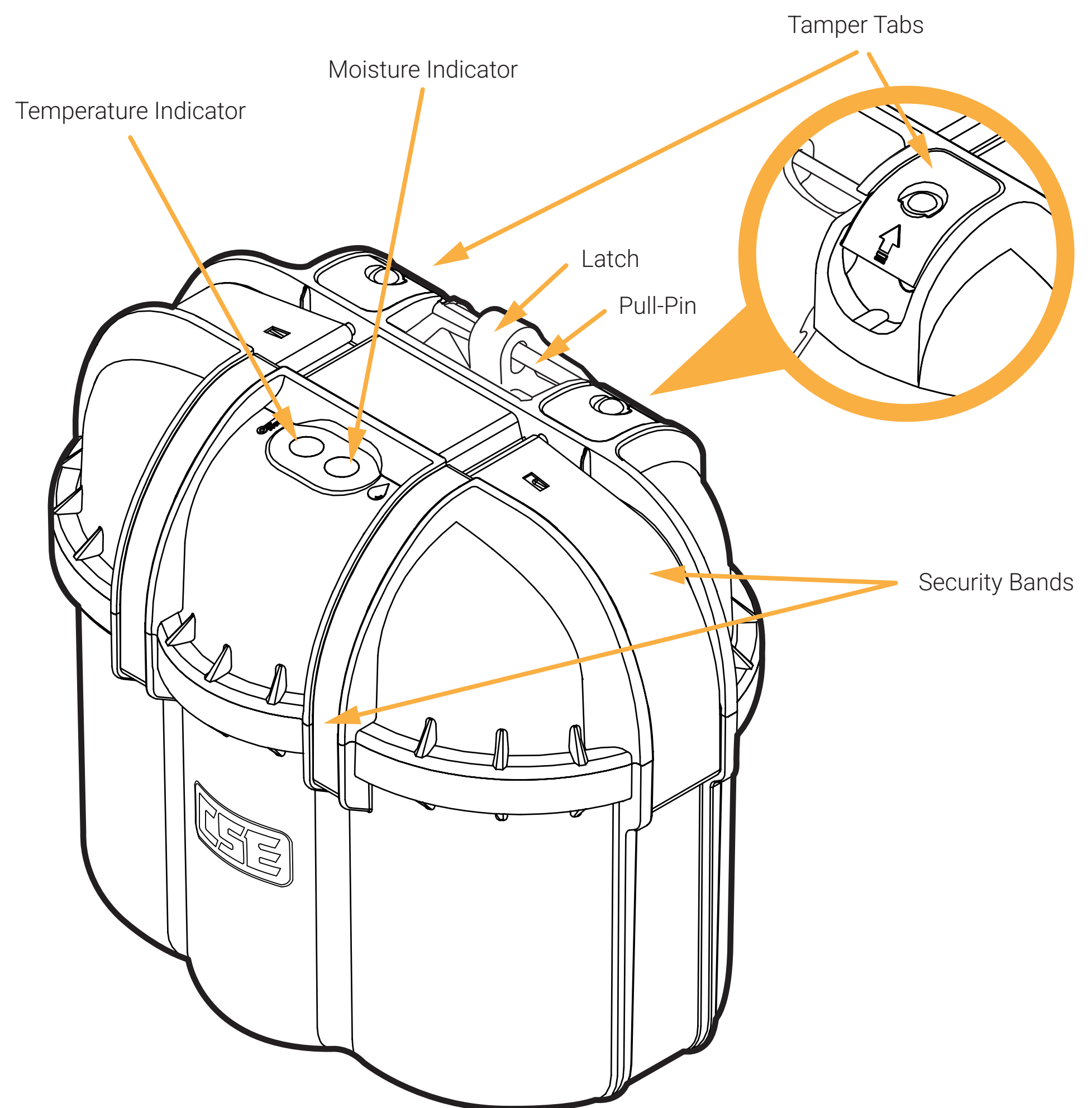


INSPECTION OVERVIEW

Your SYB-30 is a life-saving escape device and must be inspected regularly to ensure it is ready for use.

The following inspection criteria apply to both:

- Daily Pre-Shift Inspection
- Quarterly Visual Inspection

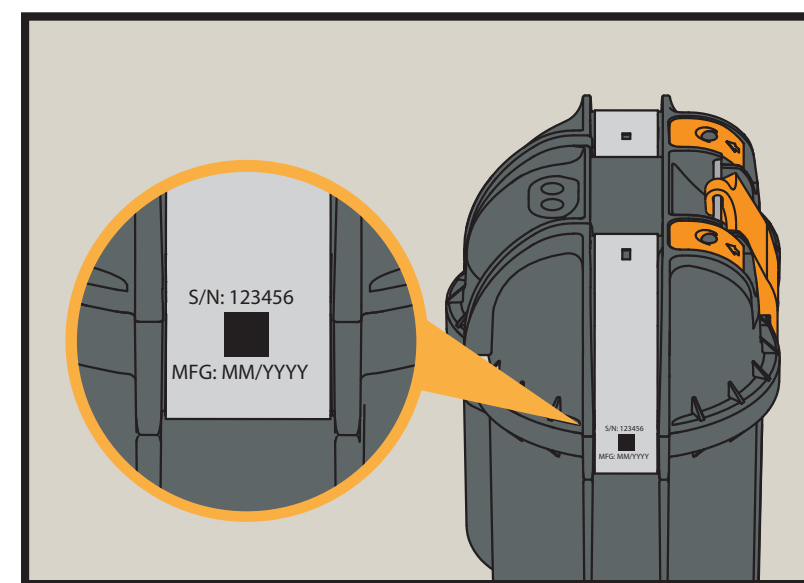


INSPECTION CRITERIA

1. Accessible From Pouch or Storage Container

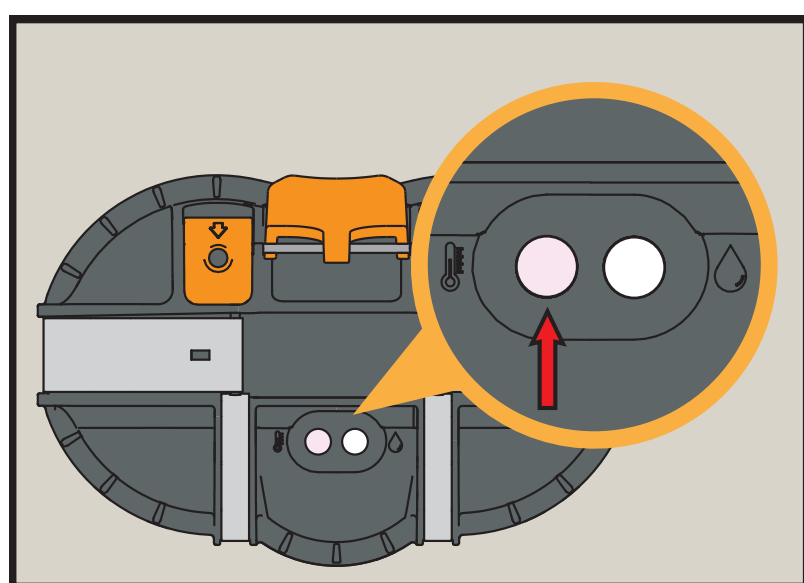
- Check:** Ensure the SYB-30 can be easily removed and viewed on all sides.
- PASS:**
- Unit removes easily from pouch or container
- FAIL:**
- Container is damaged
 - Unit cannot be easily removed

2. Date of Manufacture



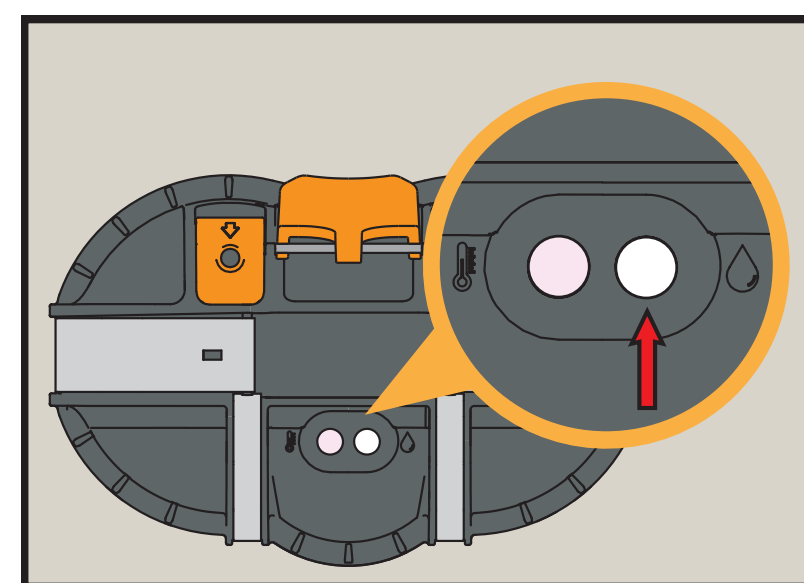
- Check:** Locate the manufacture date (MM/YYYY) on the security band.
- PASS:**
- Less than 10 years from date of manufacture
- FAIL:**
- More than 10 years from date of manufacture

3. Temperature Indicator



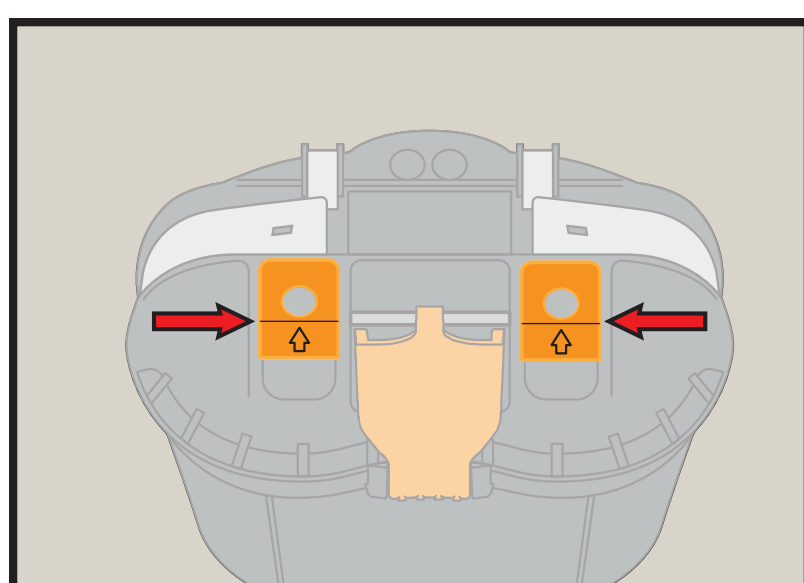
- Check:** Inspect the color of the temperature indicator.
- PASS**
- FAIL**

4. Moisture Indicator



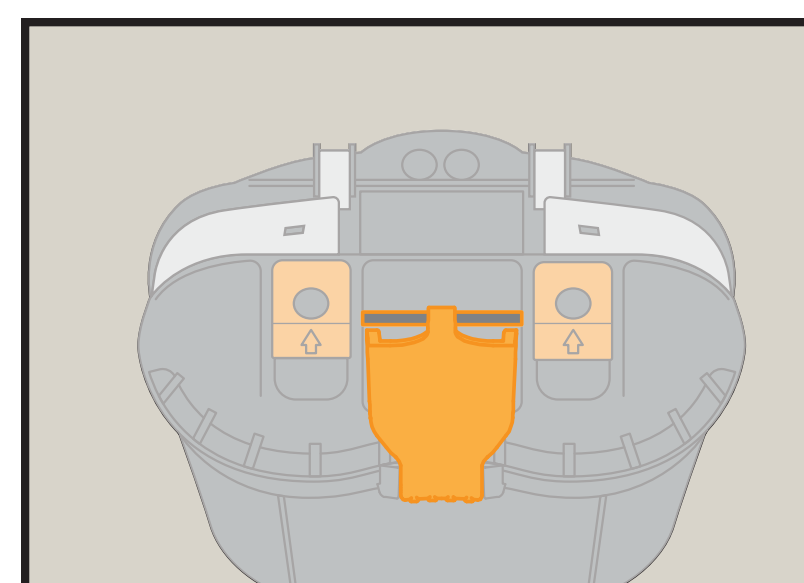
- Check:** Inspect the color of the moisture indicator.
- PASS**
- FAIL**

5. Tamper Tabs



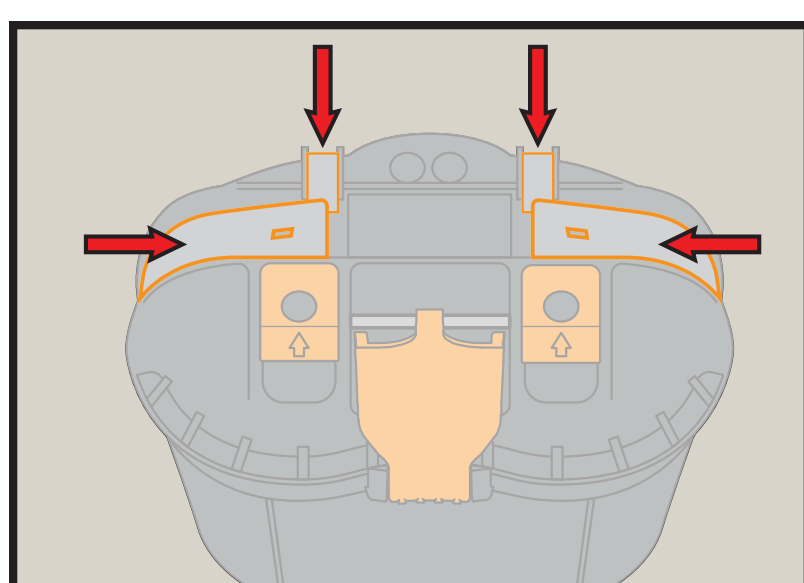
- Check:** Inspect both tamper tabs.
- PASS:**
- At least one tamper tab is intact and unbroken
- FAIL:**
- Both tamper tabs are broken or missing

6. Pull-Pin and Latch



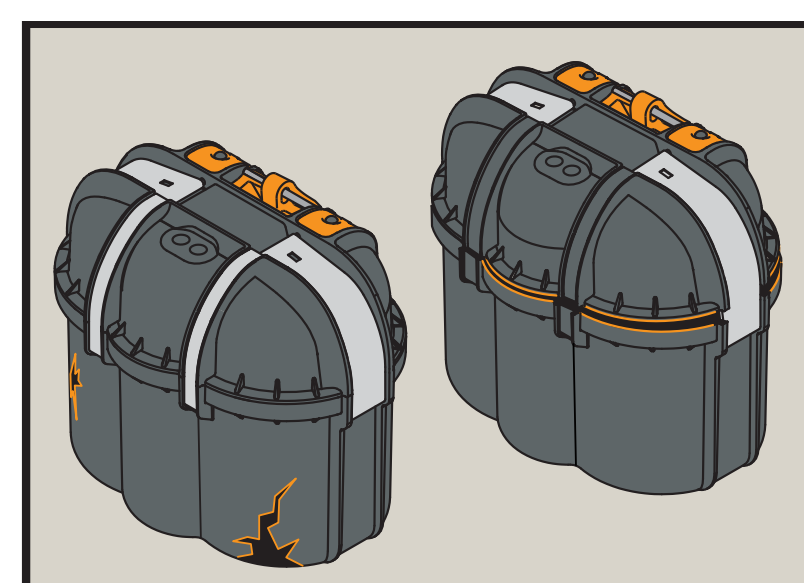
- Check:** Inspect the pull-pin and latch.
- PASS:**
- Pull-pin is present, undamaged, fully seated, and located behind at least one unbroken tamper tab
 - Latch is undamaged and fully seated
- FAIL:**
- Pull-pin or latch is missing, damaged, or partially removed

7. Security Bands



- Check:** Inspect all security band components.
- PASS:**
- Not bent, broken, loose, or displaced
- FAIL:**
- Any band component bent, broken, loose, or displaced

8. Case Damage



- Check:** Inspect the outer protective case.
- PASS:**
- Undamaged or showing only minor wear
- FAIL:**
- Cracks, punctures, deformation, breached seal, or bulging gasket
 - Missing or damaged indicator windows
 - Evidence of burns or melted plastic

If your SYB-30 does not pass inspection, remove it from service and replace it.

For full details, refer to the SYB-30 User Guide. This poster does not replace the need for training. Colors of components shown may vary.